




Virtual Student Instructions

All coursework will be found in Canvas



1. Sign in to **CLEVER**  <http://bit.ly/wacoisdclever> with your normal Google  login (SID#@student.wacoisd.org)
2. Find **CANVAS**  and click on it
3. You will see all your courses on the dashboard the first day of school.

Canvas Tutorials

- [Canvas Parent](#) tutorial video
- [Canvas Student](#) tutorial video

Tech Help

- FIRST, view [remote learning instructions document](#) here

Topics covered in document above:

- Clever Access for Students
 - Canvas and Seesaw Access for Students
 - Zoom Access for Students
 - Connecting Your Waco ISD Device to Wi-Fi
 - Student Help Desk Solutions
 - Student/Parent Device Agreement
 - Internet Connectivity Device Request
-
- If the instructions above don't help, fill out a [FORM](#) on the tech help desk
 - <http://bit.ly/wacoisdtechsupport>
 - Call WISD Student Tech Support
 - **Phone: 254.284.1072**
 - Hours: 7:30 am - 6:00 pm
 - Monday - Friday
 - Calls are answered in order of submission.